

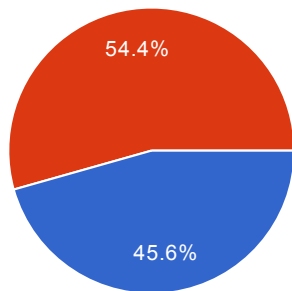
# 57 responses

[View all responses](#)   [Publish analytics](#)

## Summary

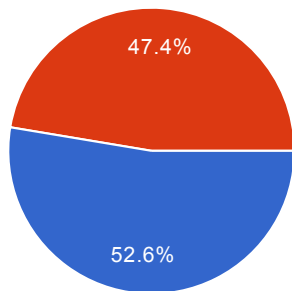
### Home Features

Do you live in Bristol or Bath?



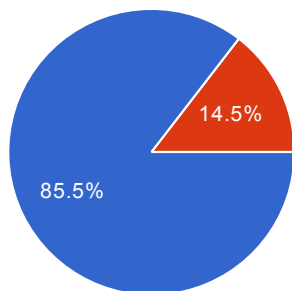
Yes **26** 45.6%  
No **31** 54.4%

Do you own your home?



Yes **30** 52.6%  
No **27** 47.4%

Does your home have a garden?

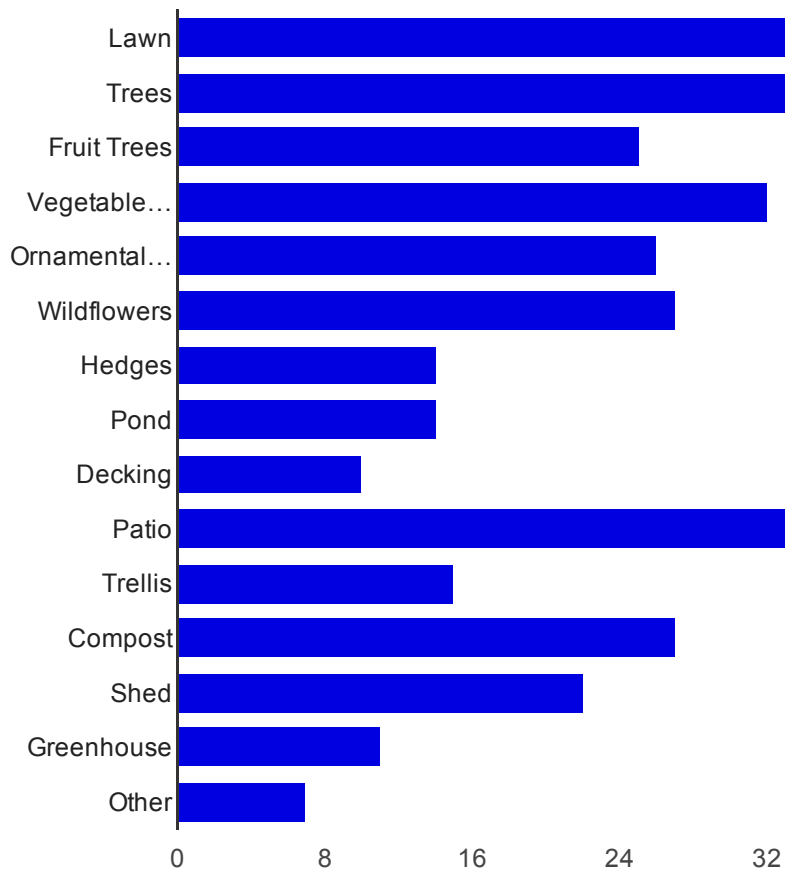


Yes **47** 85.5%  
No **8** 14.5%

What is the approximate size of your garden? (in sq meters)

12  
16  
0  
1  
4  
5  
6  
8  
9  
20  
25  
30  
32  
300  
40  
15  
9700  
150  
75000  
50  
200  
60  
64  
11000  
75  
100  
80  
900

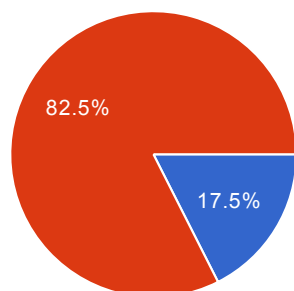
**What features does your garden have? (several answers possible)**



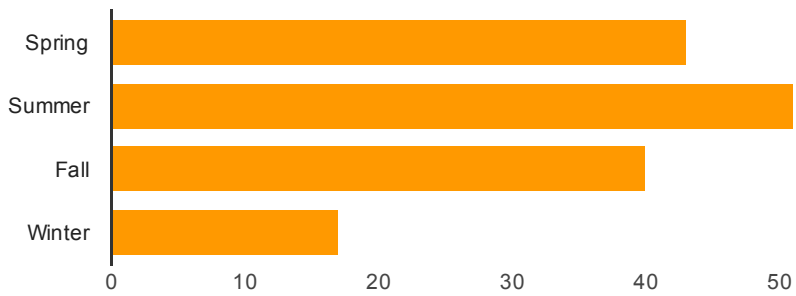
Decking	10	10.9%
Patio	33	62.3%
Trellis	15	28.3%
Compost	27	50.9%
Shed	22	41.5%
Greenhouse	11	20.8%
Other	7	13.2%

**Has your garden ever had any formal design work done for it?**

Yes	10	17.5%
No	47	82.5%

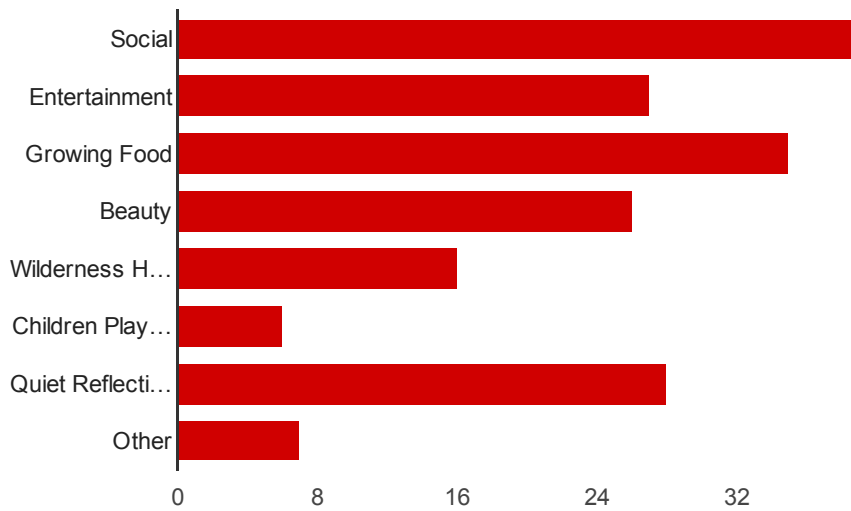


**What time of year do you use your garden? (several answers possible)**



Fall **40** 74.1%  
 Winter **17** 31.5%

### What is the garden used for? (several answers possible)

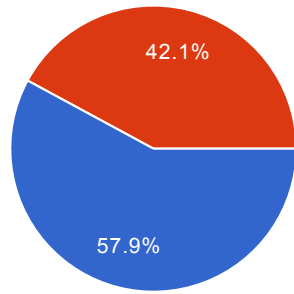


Social **39** 72.2%  
 Entertainment **27** 50%  
 Growing Food **35** 64.8%  
 Beauty **26** 48.1%  
 Wilderness Habitat **16** 29.6%  
 Children Playgorund **6** 11.1%  
 Quiet Reflection **28** 51.9%  
 Other **7** 13%

### Lifestyle Features

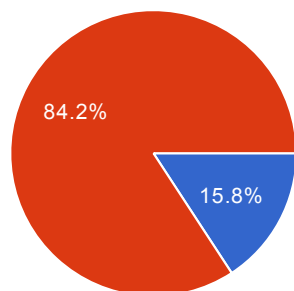
#### Do you work full time?

Yes **33** 57.9%  
 No **24** 42.1%



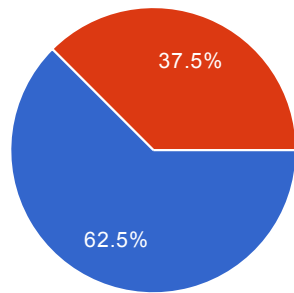
- 19
- 2
- 3
- 20
- 21
- 22
- 25
- 26
- 27
- 28
- 29
- 30
- 33
- 34
- 35
- 37
- 39
- 40
- 51
- 54
- 57
- 65
- 80

**Are their children regularly living in the house?**



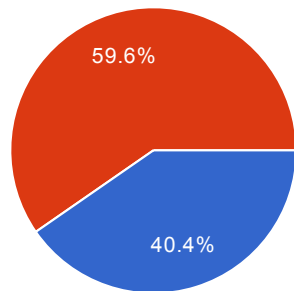
Yes	9	15.8%
No	48	84.2%

### Do you practice an organic lifestyle?



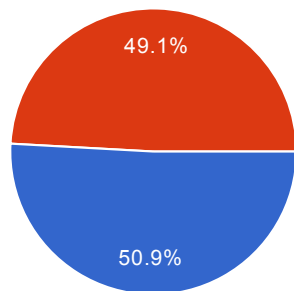
Yes **35** 62.5%  
No **21** 37.5%

### Are you ever involved in community projects?



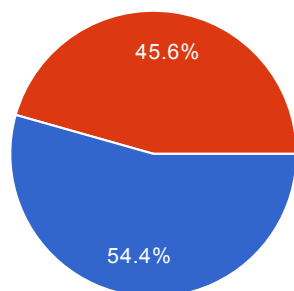
Yes **23** 40.4%  
No **34** 59.6%

### Did you grow up with a garden that produced food?



Yes **29** 50.9%  
No **28** 49.1%

### Do you know about permaculture?

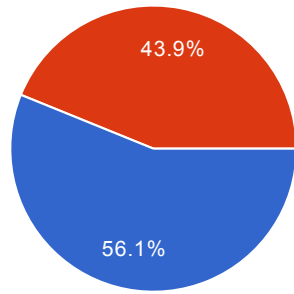


Yes **31** 54.4%  
No **26** 45.6%

## Gardening Lifestyle

### Is gardening one of your hobbies?

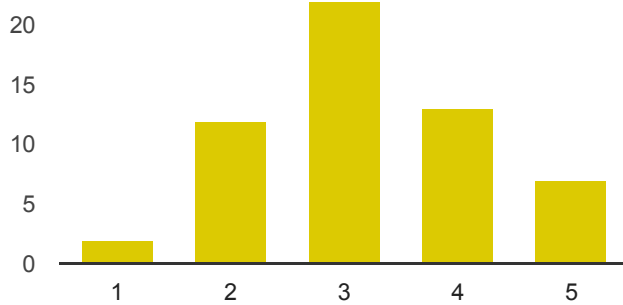
Yes **32** 56.1%



### Current annual budget for garden maintenance? (in £)

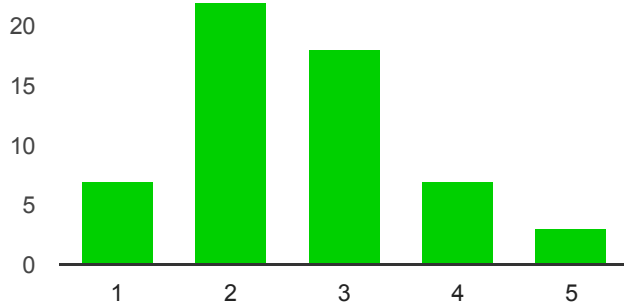
0  
400  
800  
20  
1000  
250  
40  
150  
50  
2000  
200  
1300  
25000  
100  
500

### How confident are you in your gardening skills?



Never Held a Shovel:	1	<b>2</b>	3.6%
	2	<b>12</b>	21.4%
	3	<b>22</b>	39.3%
	4	<b>13</b>	23.2%
Green Thumb:	5	<b>7</b>	12.5%

### How confident are you in your garden knowledge?



The green one?: 1    **7**    12.3%

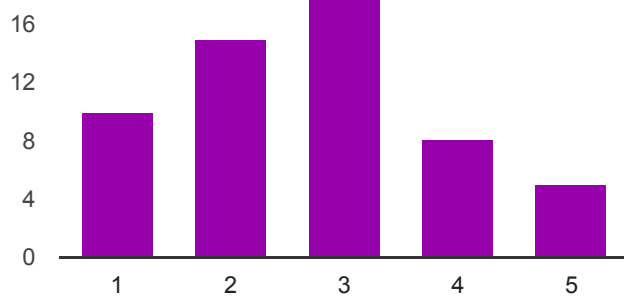
2    **22**    38.6%

3    **18**    31.6%

4    **7**    12.3%

Would you like the Latin name?: 5    **3**    5.3%

### How confident are you with your current garden?



Please don't go out there: 1    **10**    17.9%

2    **15**    26.8%

3    **18**    32.1%

4    **8**    14.3%

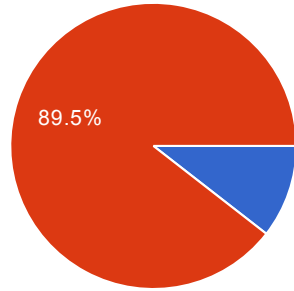
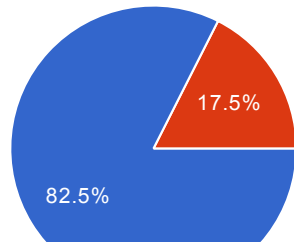
My pride & joy: 5    **5**    8.9%

### Are you interested in learning more gardening skills/knowledge?

Yes    **47**    82.5%

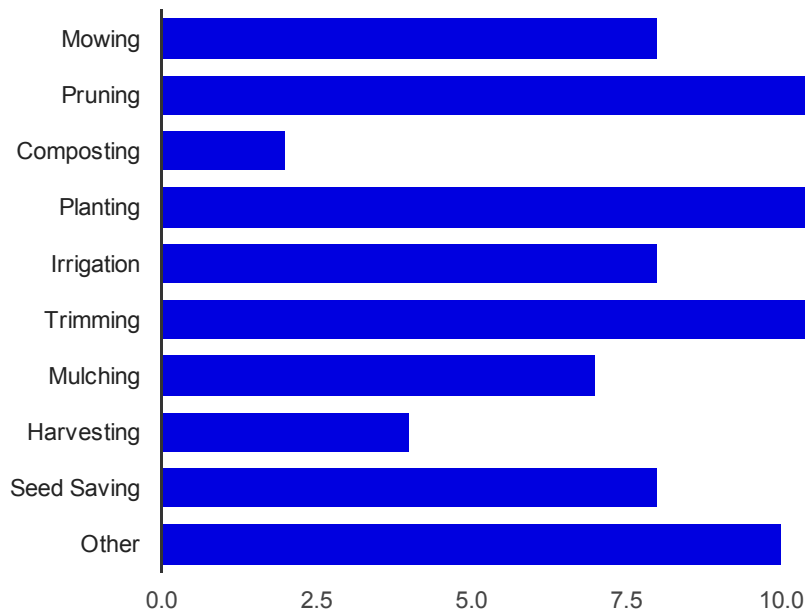
No    **10**    17.5%





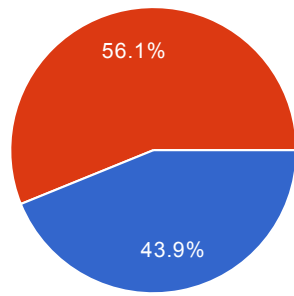
Yes **6** 10.5%  
 No **51** 89.5%

**What services would you call a professional garden for? (several answers possible)**



Mowing	<b>8</b>	22.9%
Pruning	<b>11</b>	31.4%
Composting	<b>2</b>	5.7%
Planting	<b>11</b>	31.4%
Irrigation	<b>8</b>	22.9%
Trimming	<b>11</b>	31.4%
Mulching	<b>7</b>	20%
Harvesting	<b>4</b>	11.4%
Seed Saving	<b>8</b>	22.9%
Other	<b>10</b>	28.6%

## Do you want help with your garden in the future?



Yes **25** 43.9%  
No **32** 56.1%

## Number of daily responses

